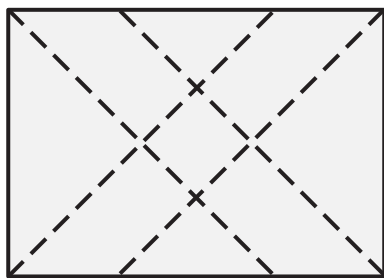


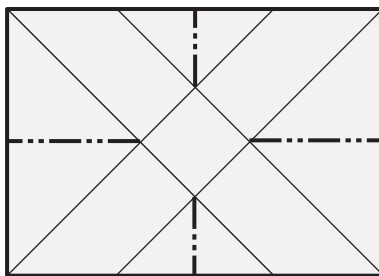
# Simple Box

Copyright 1998 Stephen Hecht. All Rights Reserved

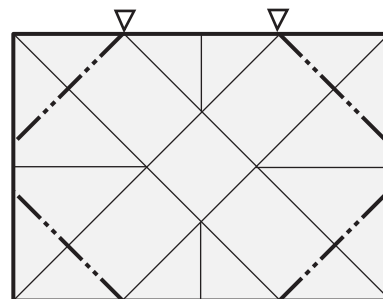
A 10cm x 14cm sheet produces a model 3cm x 3cm base and 4 cm high



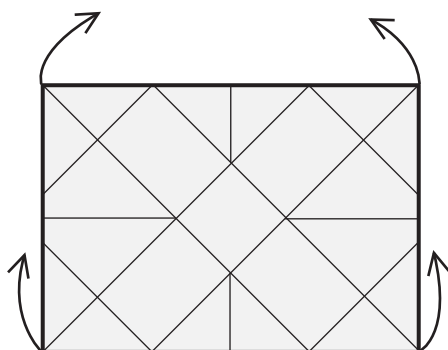
1. White side up. Valley crease at 45 degrees.



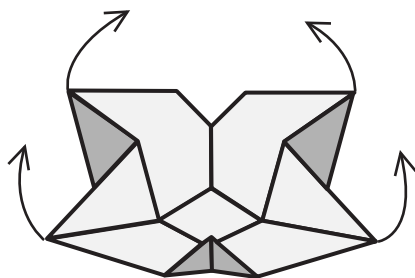
2. Mountain crease (try not to crease center square).




3. Mountain crease at 45 degrees (flaps do NOT meet at center line).



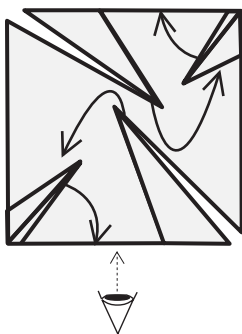
4. Creasing finished. Lift four corners, using creases from steps 1 & 2.




5. In progress.



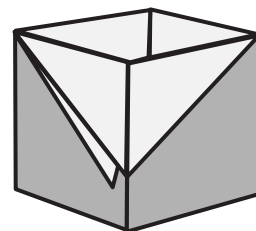
6. 3-D box-shape. All triangular flaps inside.



7. Top-view. Push small triangular flaps against wall, then large flaps. Tips of large flaps need to be folded a bit.



8. Side view. Valley down on creases from step 3. You may need to flatten the box slightly to avoid tearing.



9. Done.